

Level Best[®]
PRECISION GRADING

Unrivaled for every precision grading job



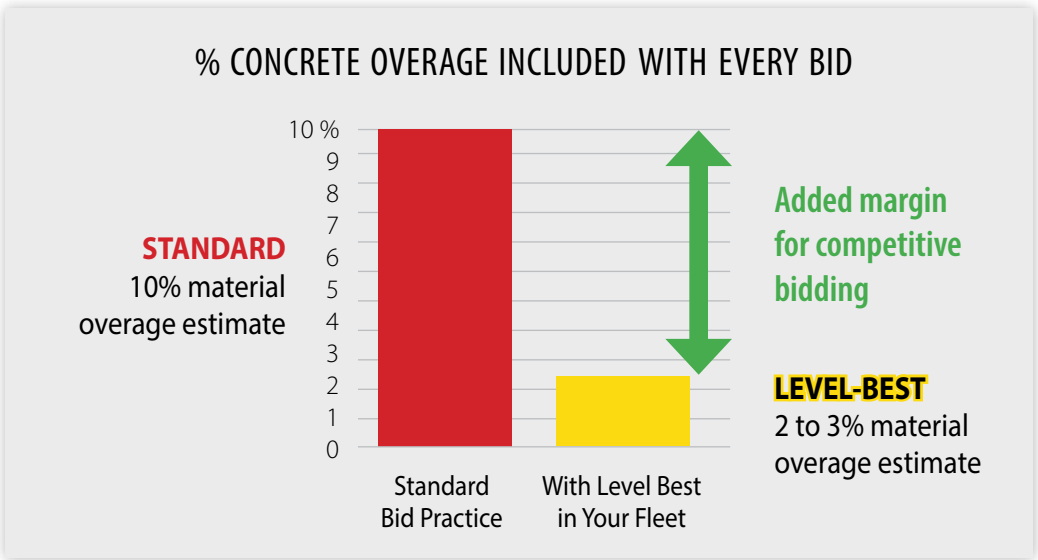


How Precision Grading Pays You Back

0.1"
GRADE TO WITHIN ONE TENTH OF AN INCH OF SPEC

For about half the cost of a new pickup truck you can grade with unrivaled precision on every job. Why would you want to do that?

To get a competitive edge on nearly every job you bid.



It makes sense. A more precise grade reduces gravel and concrete cost. Standard 10% overage estimates can be reduced to 2 or 3% with Level Best.

The better the bid, the more contracts you win.

Do the math. Level Best gives you a clear edge.



- There's
- ✓ Rough grade
 - ✓ Finish grade
 - ✓ Final grade
- ...and now there's also
- ✓ **Precision grade**

"I Won't Use Anything Else"

Level Best precision grading boxes have a very loyal following. Savvy contractors who need grading accuracy, smooth operation, durability, and ease of use rely on Level Best. That's why Level Best is the recognized leader in product design and technical support for high precision grading attachments.



ACCURACY

Make a finish grade accurate to within 1/10th of an inch. No other grading equipment is more accurate.



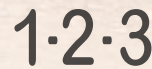
SMOOTH PERFORMANCE

Operators strongly prefer the smooth Level Best operation because they don't tire and can get more work done in less time. The Level Best hydraulic valve system adjusts over fifty times per second on the fly.



DURABILITY AND SERVICE LIFE

Level Best grading systems are made in America to the highest standards of material and craftsmanship. You'll log thousands of high production hours.



SIMPLE, EASY OPERATION

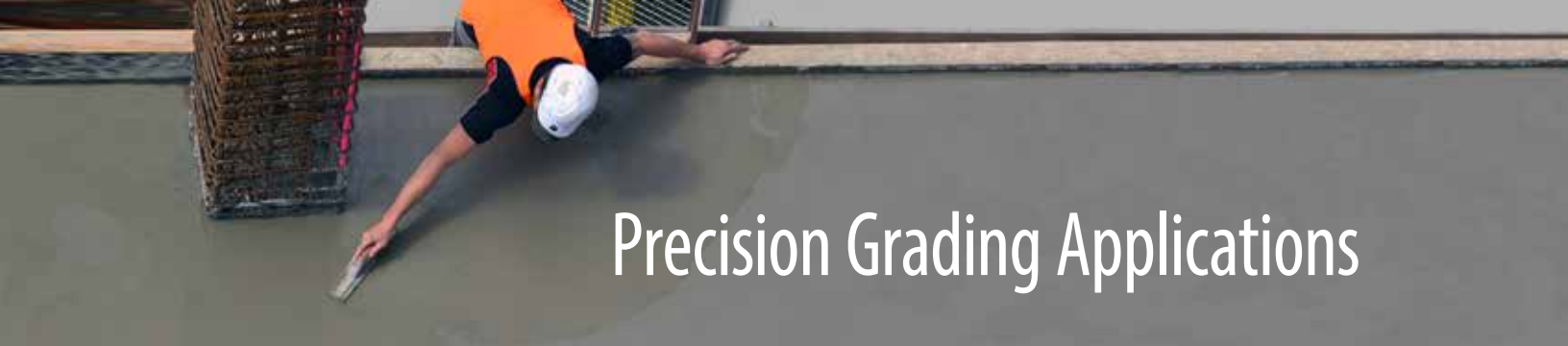
Learning how to use Level Best systems is fast and easy, especially for experienced operators.



EXPERT DEALER SUPPORT

Level Best equipment is available only through authorized dealers. They have the resources you need for training, parts and reliable support.

Level-Best.com 800-342-0905



Precision Grading Applications

CONCRETE SUBGRADES

Level Best precision grading boxes were first used to create a base for better quality concrete slabs. Contractors have since found a growing list of applications for Level Best precision grading equipment.

The demand for precision grading has grown along with end user expectations for quality and performance. These are just some of the end use applications contractors use Level Best equipment to meet and frequently exceed those expectations.



ROBOTIC WAREHOUSES AND FULFILLMENT FACILITIES

Precision drives today's automated pick-and-pack fulfillment operations. Robots used for pick and pack functions require an absolutely level floor in order to function at peak efficiency.


Level Best helps make this precision both easier to achieve and less costly to produce, helping save significant material costs in the process.



LIFESTYLE VENUES

Sports venues like golf courses and equestrian training facilities are just some of the places where precision grading provides a critical foundation for safety, performance and lower maintenance.

WHEN IT ABSOLUTELY MUST BE ABSOLUTELY LEVEL, IT ABSOLUTELY MUST BE LEVEL BEST.



NEW GENERATION SPORT FIELDS

Level Best precision graders are almost indispensable for creating an accurate sub-base for today's synthetic sports fields. Drainage is the key to performance and playability, to say nothing of player safety. From the pros to high school districts, contractors use Level Best grading boxes to build fields right, from the foundation layers to the playing surface.

PARKING LOTS


Parking lots and their requirements for proper drainage over wide flat areas are a natural application for precision grading. Level Best grading boxes help eliminate costly material overages, contributing to a better bottom line.



MISSION-CRITICAL APPLICATIONS

Level Best precision grading equipment is highly compatible with GPS, sonic sensors and total stations. In addition to more common applications, these technologies are being used with Level Best for grading railroad ballast, preparing explosive beds for mining and many other specialized technical and industrial applications.





Skid Steer Level Best PD Series

Most Widely Used Precision Grader

The Level Best Dual Mast PD Series is made specifically to work with skid steer loaders. Plus, we've made it easier to create an extremely precise, smooth finished grade. Level Best grading boxes represent the next level in technology advancement.

Three Dimensional Precision Grading Made Easy

The Level Best PD Series works seamlessly with the on-site horizontal laser reference, and uses highly accurate satellite measurements for vertical reference points. It's ready to use with GPS, total stations or sonic technology for complex contour work.

Over 50 Automatic Adjustments Per Second

Operators are far more comfortable with the smoothest operation available, from dead-level to contoured surfaces.

High Production Push-Pull Operation

Skid steer loaders work in a completely different way than tractors. That's why we designed the Level Best PD Series to take advantage of the push-pull directional work style of skid steer loaders for maximum production.

Made For Operator Comfort

Happy operators are productive operators. The unique frame design gives operators exceptional control, efficiency and smoothness, and eliminates the "bounce" effect common in skid steer loaders due to the short wheelbase.



The Level Best PD Series functions in both directions to help maximize precision grading efficiency.

Perhaps the most popular Level Best configuration sold today



Level Best Dual Mast PD Series precision graders are made to work with the new types of increasingly versatile and powerful skid steer loaders driven by tires or tracks.



*From the pros to pee wee league, nobody wants to play in the mud.
A Level Best precision grade improves drainage on any ball field.*

Standard Tractor Level Best TS and TD Series

Industry Leading Precision Grading

The mid-sized Level Best TS and TD Series Grading Boxes work with a wide range of tractors and are a popular choice for many contractors and facility managers. They combine versatility and outstanding durability over time in construction applications. The Level Best TS and TD Series Grading Boxes are precise to 1/10 of an inch, and have no equal on the market.

Velvet-Smooth Adjustments

Level Best TS and TD Series Grading Boxes feature an exclusive hydraulic valve system that makes dozens of positional adjustments every second. The result is the smoothest continuous operation available in the market for precision grading.



High Performance

Standard features include greaseless composite bushings, reversible cutting edges on four sides and highway-grade wheel bearings for extended service life.

Large Capacity, High Production, Amazing Accuracy

The large box capacity carries material where you need it so you can produce a more precise finish in far less time.

The optional drawbar provides additional box stability by isolating tractor movement. This also adds length from tractor to cutting edge, which minimizes unnecessary grade corrections. This "quiets" the box to keep you on grade longer, making you more productive. The standard rear cutting edge lets you knock down material piles and back fill in reverse.

A Level Best could be one of the most useful tractor attachments you have.

TS indicates Tractor Single Mast
TD indicates Tractor Dual Mast

Super Capacity Tractor Mount **Level Best LBSE & LBDE Series**



When Size Matters

When you measure the job site in acres, you'll want the Level Best LBSE Series or LBDE Series, with 60% more capacity than the next smaller units.

We created this series of "monster" sized Level Best grading boxes based on customer requirements for applications like large concrete pours, athletic sports field construction, or for leveling playing fields in preparation for new sod.

Engineered to Take Rough Treatment

Level Best LBSE Series and LBDE Series units feature engineering, materials and construction made to handle the dynamic stresses produced by the most powerful tractors in these fast-paced site environments.

For example, dual caster wheels work with an oscillating axle that helps smooth out uneven surfaces when roughing in areas and also during transport. An optional drawbar adds even more precision and speed.

Tamed with Technology

The core of these large boxes is the exclusive Level Best hydraulic valve. It tames these beasts so they deliver the same smooth operation and highly precise accuracy that has made Level Best the industry leader in precision grading equipment. Nothing else compares.

LBSE indicates Single Mast
LBDE indicates Dual Mast



The Level Best LBSE and LBDE run with the big boys.



Easy transport and storage.





A rare view from the warning track at legendary Yankee Stadium, where Level Best routinely makes the rounds.



Compact Tractor / Utility Vehicle **Level Best SC and DC Series**

Precision and Power in a Handy Package

Level Best SC Series and DC Series grading boxes provide high precision laser grading in a small, highly maneuverable package.

They attach to small tractors and utility vehicles, making them perfect for use on athletic fields like periodic infield maintenance, running path upkeep, for rebuilding golf tees and similar applications around the campus or sports complex.

The Choice is Yours

Level Best grading boxes are available in your choice of three-point hitch or drawbar configuration. The three-point hitch keeps the grading box close to the power unit for added maneuverability in tight spaces. You can add the optional drawbar to maximize leveling capacity.

Electric Power Option

No hydraulics on your power unit? No problem. Level Best offers the industry's only electrical option, which converts any power unit into a machine capable of high precision grading, even without a hydraulic power supply. While not quite as responsive as the unique Level Best hydraulic valve, many customer find this a very suitable and affordable solution.





Compact Tool Carrier **Level Best PC Series**

Compact for Tight Places

Not every job is measured in acres. Sometimes it's square feet. But grading precision pays off just as well on jobs that feature tighter places.

The PC-series Level Best box is a smaller version of the popular skid steer model, bringing the same high performance to the compact tool carrier market. The PC Series turns these little loaders into grading machines.

Maneuverability Plus

This is the smallest, most maneuverable laser grading combination available today. The unique frame design delivers unparalleled control, efficiency, and smoothness. The push-pull design of the Level Best box takes advantage of the directional efficiency of the loaders.

Easy and Affordable Upgrade

The Level Best PC Series box has a modular valve that quickly and affordably upgrades a single-mast Level Best box into a dual-mast box, which makes this a very popular option for smaller scale fine grading applications.

Tight working conditions can be a challenge. That's where the right equipment can come to the rescue, like the Level Best Tool Carrier.



Level Best®

PRECISION GRADING

ABOUT

Level Best laser grading equipment is made by ATI Corporation, a family owned business located in the heart of Lancaster County, Pennsylvania.

ATI Corporation developed and introduced the Preseeder® landscaping tiller in 1984, helping the landscape and site preparation industries take big steps forward in productivity. The company has made Level Best grading boxes since 1996, and purchased the product line in 2002.

Since then, the range of Level Best products has grown in scope and in capability. The 40,000 square foot ATI Corporation manufacturing facility features the latest manufacturing technologies. The highly skilled ATI Corporation workforce uses these tools and technologies to produce Level Best products and systems.

Level Best is now the leading brand of precision laser grading equipment and systems in the construction, excavation and site preparation industries, and is routinely specified wherever grading accuracy, speed, high production and reliability are essential.

ATI Corporation
250 Earland Drive, New Holland, PA 17557 800-342-0905 Local 717-354-8721 Level-Best.com