

TURF MANAGEMENT

Unmanaged turf becomes heavily thatched and compacted, preventing healthy growth from reaching its full potential. The Delta Flexible Harrow stimulates growth by surfacing the dead material, aerating the soil, and strengthening the grasses. A small section on a drawbar or 3-point is all you need to tow behind your yard vehicle.

ROADWAY MAINTENANCE

Gravel roads or dirt paths are quickly smoothed, leveled, dried, and manicured. Hook a small drawbar and tyne section to your quad, or a 3- point hitch attachment to your garden tractor to make a quick job of driveway maintenance.

PASTURE MANAGEMENT

In the pasture, livestock waste makes the surrounding grass unpalatable for livestock. A pass with the Delta Flexible Harrow maximizes the fertilizing benefits of waste by encouraging decomposition, spreading nutrients, incorporating moisture, uncovering growth, and aerating the soil. Flexible harrow configurations are crucial for these tasks with varying pasture needs and locations.

FORAGE CROPS

Studies have proven that mechanically stimulating forage land is the most cost-effective method of dramatically improving the strength and productivity of the plant. Surface disturbance covers open seed for germination and spreading thatch aids decomposition, and increases the speed at which nutrients are usable...mound leveling is a value-added bonus of this process.

ARENA RESURFACING

The Delta Flexible Harrow is the perfect tool for quickly restoring the smooth and consistent surface of an arena. With any configuration that fits through the gate, quickly level large masses and provide a smooth and lightly compacted surface.

SEEDBED PREPARATION

Combined with field cultivators or other implements, the Delta Flexible Harrow will prepare a firm, level seedbed and provide excellent pack and cover. The modular configurability of the tyne sections and wide range of attachment widths are highly adaptable for all seedbed conditions.

CORN STALK LEVELING & LOW/NO-TILL PRACTICES

Break up crust, ridges, or stalks to clean up after harvest and prepare for the next season. Heavy residual matter such as corn stalks and thatch, is leveled and distributed without clumping or bunching—even in extreme situations.



Phone (800) 426-2009 (509) 453-8271


www.rankinequipment.com



BLANKET HARROWS / HARROW CARTS



Innovative, Rugged & Labor Saving Attachments



www.rankinequipment.com

1/2" TINE BLANKET HARROWS

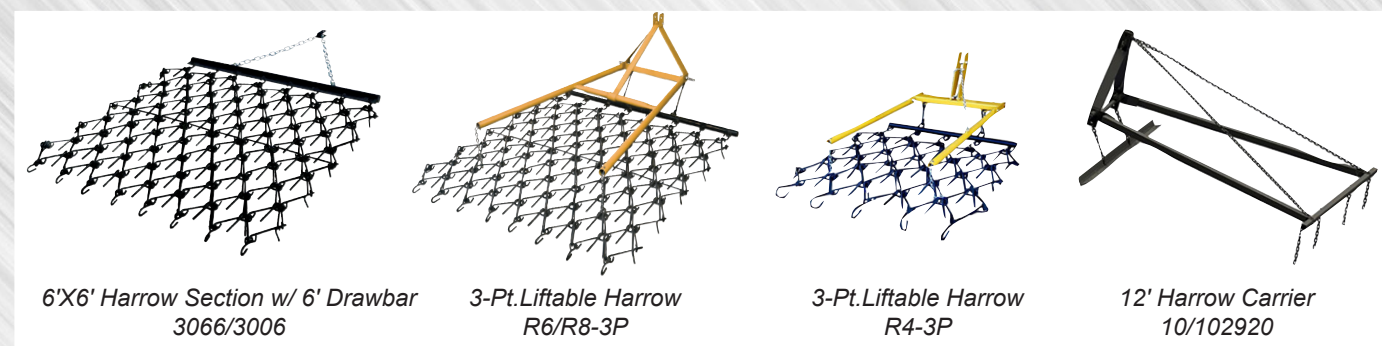


FEATURES:

- Pasture renovation
- Seed bed preparation
- Ball park maintenance
- Race track maintenance
- Landscaping preparations
- Turf management
- Roadway assistance
- Forage Crops
- Arena resurfacing
- Corn Stalk Leveling & low/no-till practices

BLANKET HARROWS					DRAWBARS (Turn Lock Style)		
MODELS	WORKING WIDTH	WORKING DEPTH	TOOTH SIZE	WEIGHT	MODELS	DRAW BAR SIZE	WEIGHT
3044	4'	4'	1/2" x 4"	64	3004	4'	26
3048	4'	8'	1/2" x 4"	128	3005	5'	30
3054	5'	4'	1/2" x 4"	77	3006	6'	36
3064	6'	4'	1/2" x 4"	102	3008	8'	50
3065	6'	5'	1/2" x 4"	128	3010	10'	60
3066	6'	6'	1/2" x 4"	154	3012	12'	70
3068	6'	8'	1/2" x 4"	204			
3084	8'	4'	1/2" x 4"	128			
3086	8'	6'	1/2" x 4"	204			
3-POINT LIFTABLE HARROWS - COMPLETE					HARROW CARRIERS		
R4-3P	4'	4'	1/2" x 4"	140	*302P	3-Pt. Carriers for 4'x4' Harrow	70
R6-3P	6'	6'	1/2" x 4"	250	303P	3-Pt. Carriers for 5'x6' or '6'x6' Harrow	96
R8-3P	8'	6'	1/2" x 4"	310	306P	3-Pt. Carriers for 8'x6' Harrow	105
R12-3P	12'	8'	1/2" x 4"	678	10-102920	3-Pt. Carriers for 12'x8' Harrow	270

*Not Quick Hitch Compatible



PULL TYPE HARROW CARTS




FEATURES:

- Heavy-Duty Cast Pintle Hitch
- Manual Forward Fold Wings
- Floating Drawbar Design
- Single Hydraulic Lift Cylinder
- Adjustable Floating Pull Bars
- Available with 1/2" or 5/8" Harrow Sections

MODELS	WORKING WIDTH	CENTER SECTION	WING SECTIONS	WEIGHT
10-112016	16'	8'	4'	1800
10-112020	20'	8'	6'	1900
10-112024	24'	8'	8'	2000
10-112028	28'	8'	10'	2100
10-112032	32'	8'	12'	2500
10-112036	36'	12'	12'	3000
10-112042	42'	14'	14'	4900

VARIABLE ACTION FOR EVERY APPLICATION



Regular Action
Reversed tines have a lighter angle of action

Regular Action
Tines stand at an aggressive 75° angle

Smoothing Action
Turned over, resulting in a finer leveling effect

Dual Action
Front section aggressive action rear section levels

